


General Construction Layout Lasers

AGATEC 510

Exterior and Interior Applications

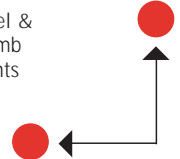


- Horizontal and vertical self-leveling laser.
- Ideal for aligning and squaring tilt-up walls, partitions, decks, and foundations.
- Unique built-in motorized mount.
- Rugged all-weather tool with metal head protection.
- Includes combination detector and remote laser control.

AGATEC 510 Laser



① Rotating Plane

Four Operating Modes

- ① Rotating Plane
(see diagram on left)
- ② Level & Plumb Points

- ③ Selectable Work Area Scan

- ④ Solid Chalk Line


Unique Patented Design



Integrated Slope Mount
Place the laser in manual mode and match any two slope reference points from 1° to 90°.



Motorized PowerMount
Operates by remote control. Great for "bucking in" between two points, or placing directly over a layout reference. Provides 4" (10cm) of adjustment, up to 100' (30m) away.

AGATEC 220HV - Simplified features, cost-effective

- Self-leveling in horizontal (level) and plumb mode.
- Semi-automatic leveling for short range vertical use.
- H.I. warning prevents errors.
- Levels up fast in vertical. Just follow the blinking up or down arrow until the center LED is lit.
- Beam shuts off if goes out of level.



AGATEC 220HV Laser



MR80S Detector and Laser Remote Control
Both lasers include combination MR80S with detachable rod clamp. Besides beam detection, use the MR80S for electronic field calibration and to quickly bring the AGATEC 220HV to level in vertical mode. Other features:

- Front and back Hi-Level-Lo displays.
- Audible tones tell you beam location without watching the display.
- Reception angle: $\pm 45^\circ$ (90°).
- Accuracy of 1/16" (2mm) for fine work or 1/8" (4mm) for standard.
- Remote pick-up range up to 100' / 30m.
- Integrated level vial for marking.



Recharge Kit Included with both lasers
NiCd recharge kit allows you to charge and operate at same time

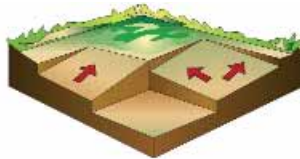


Easy-to-Carry Kombo

- Kombo Kit lets you carry "The System" in one hand.
- Tripod with quick-attach leveling rod, plus carrying bag.
- Rod available in inches, 10ths, or metric.
- Save money when purchased as a package with the laser.

Easy to Match Slope

You can match slope in both axes, using the laser's manual mode to override self-leveling, or in one axis with the security of cross axis self-leveling.



Patented Design

- Innovative brushless motor eliminates gears and drive belts.
- Efficient design gives you long battery life – one month on only two flashlight batteries!

Specifications

Laser Transmitter		510	220HV
Exterior Range	1,000' (300m) diameter with detector	✓	✓
Horizontal Leveling	10% / 5.7° w/Hi Alert	self-leveling	self-leveling
Vertical Leveling	Automatic or semi-auto	self-leveling	semi-automatic
Accuracy	1/8" in 100' (1mm/10m)	horiz./vert.	horiz.
Accuracy	1/8" in 35' (3mm/10m)		vertical
Laser Beam	635nm; split for leveling, plumb/squaring	✓	✓
Calibration	Electronic field calibratable	✓	✓
10% Manual Grade	Both X & Y axes; also X auto and Y manual	✓	✓
Rotation Speeds	Choice of rpm	90, 150, 300, 450, 600	90, 600
Tripod Mounts	Standard 5/8-11; horiz. and vert. mounts	✓	✓
Battery Life	40 hrs. / recharge pack; 160 hrs. / 2 D alkaline batteries	✓	✓
All-Weather	IP64 water and dust resistant	✓	✓
Laser Modes	Operating modes	4	2
Inclined Plane	Built-in mount, 1° to 90°	✓	
PowerMount	Horiz. & vert. movement	✓	



2202 Redmond Road / Jacksonville, AR 72076
 www.agatec-na.com / sales@agatec-na.com
 Phone: 501.982.4433 / Fax: 501.982.0880
 Toll free: 800.643.9696